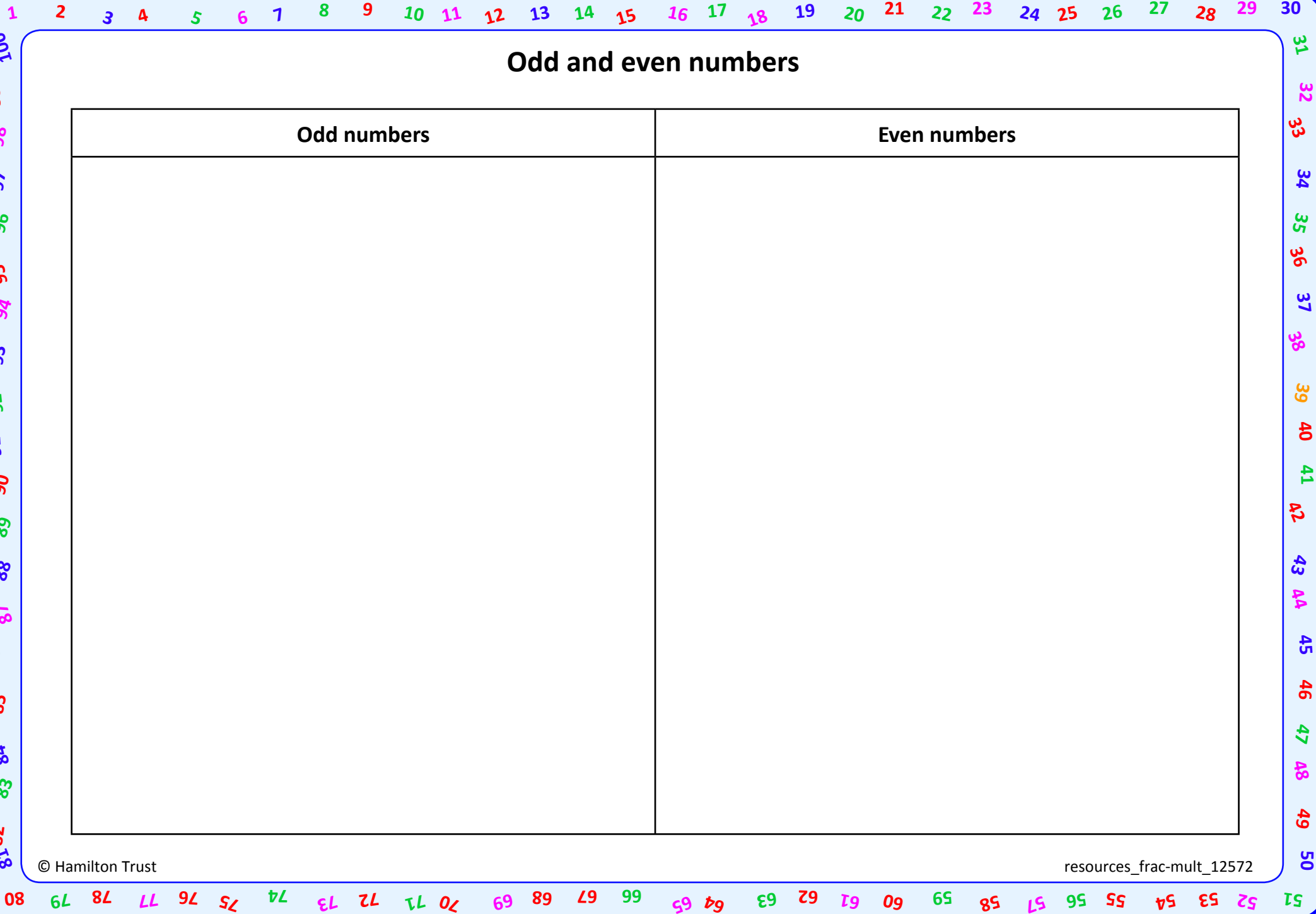


# Odd and even numbers

Odd numbers	Even numbers



## Patterns

Fill in the missing numbers

5, 10, 15, 20, , 30, , 40, 45,

10, 12, 14, , 18, 20, 22, , 26, 28

11, 13, 15, , 19, 21, , , 27,

8, 18, , 38, , , , , ,

, 13, 23, , 43, 53, , , ,

1, 6, 11, 16, , 26, 31, , 41, 46, 51

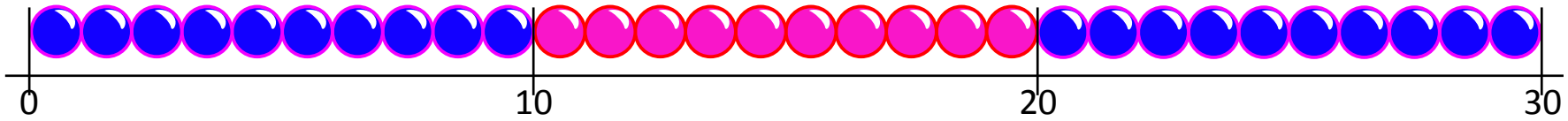
2, 7, 12, 17, , 27, , 37, 42, , 52

Now make up your own counting on in twos or fives patterns.

# 1-100 number grid




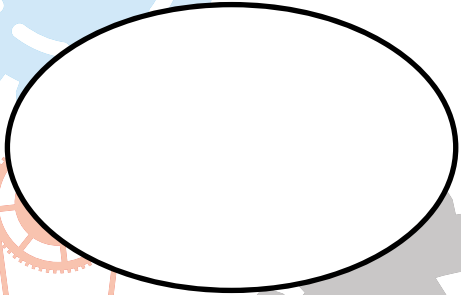
1	2	3	4	5	6	7	8	9	10
11	12	13	14	15	16	17	18	19	20
21	22	23	24	25	26	27	28	29	30
31	32	33	34	35	36	37	38	39	40
41	42	43	44	45	46	47	48	49	50
51	52	53	54	55	56	57	58	59	60
61	62	63	64	65	66	67	68	69	70
71	72	73	74	75	76	77	78	79	80
81	82	83	84	85	86	87	88	89	90
91	92	93	94	95	96	97	98	99	100

# 0 - 30 beaded line



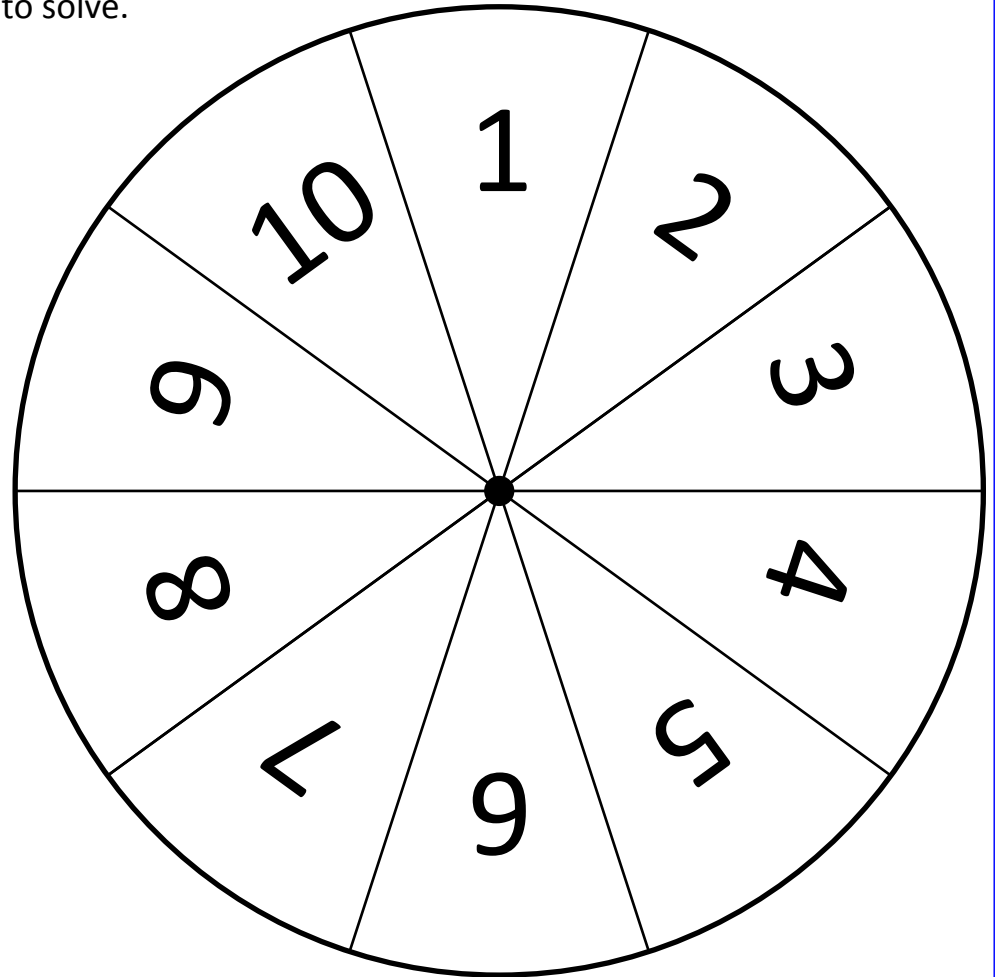
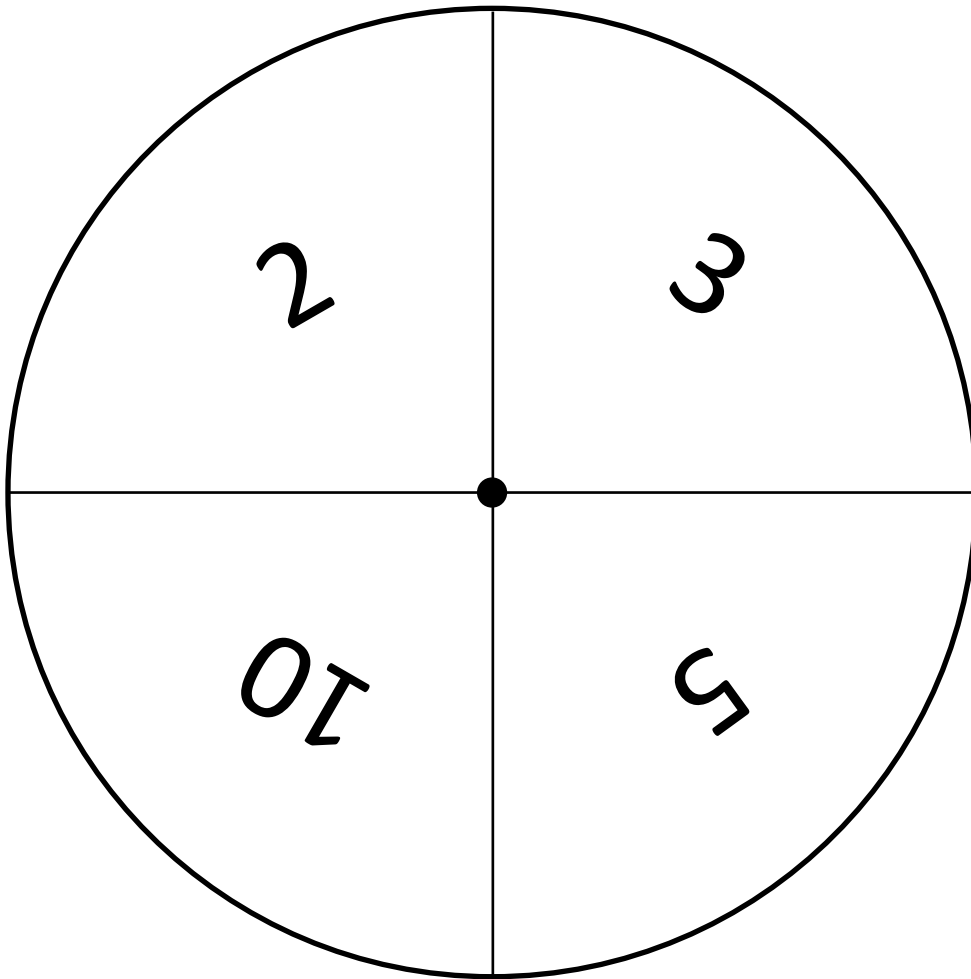
# Doubles

Double

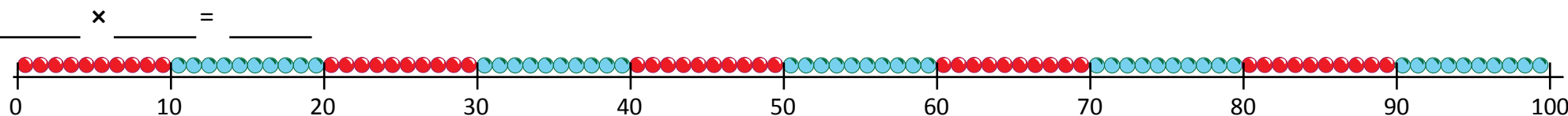
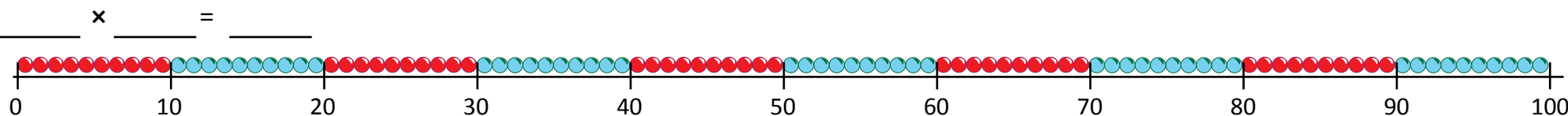
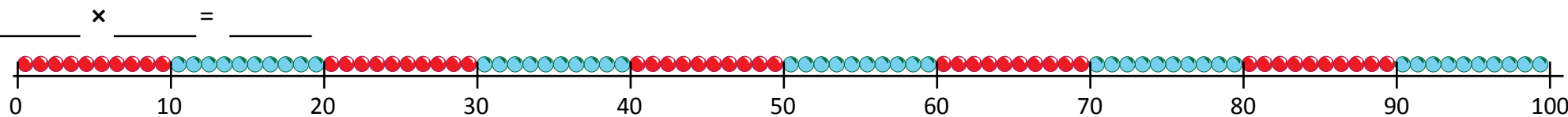
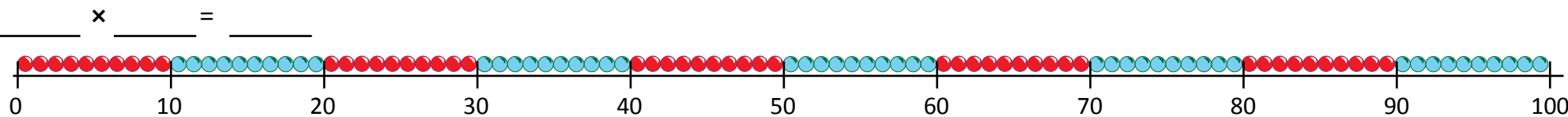
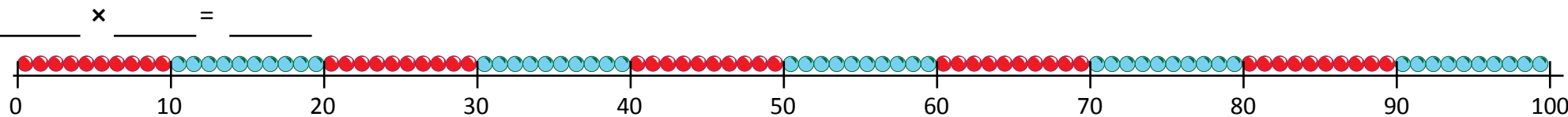
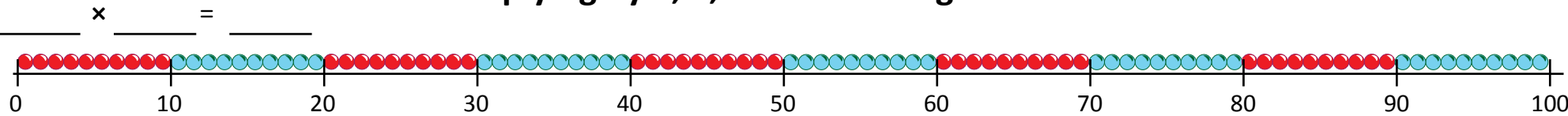


# Spinners

Put a paperclip on the point of your pencil, put the pencil point on the dot in the middle of the circle and flick the paper clip to spin a number.  
Use a number from each circle to make a multiplication sentence to solve.



# Multiplying by 2, 3, 5 and 10 using beaded lines





© Hamilton Trust

resources\_frac-mult\_12572

Halve

Halve





## What am I?

1	2	3	4	5	6	7	8	9	10
11	12	13	14	15	16	17	18	19	20
21	22	23	24	25	26	27	28	29	30
31	32	33	34	35	36	37	38	39	40
41	42	43	44	45	46	47	48	49	50

I am less than 40.  
I am more than 20.  
I am in the ten times table.  
What am I?

I am more than 10.  
I am less than 20.  
I am an odd number.  
My two digits add up to 6.  
What am I?

# 1-50 number grid

1	2	3	4	5	6	7	8	9	10
11	12	13	14	15	16	17	18	19	20
21	22	23	24	25	26	27	28	29	30
31	32	33	34	35	36	37	38	39	40
41	42	43	44	45	46	47	48	49	50